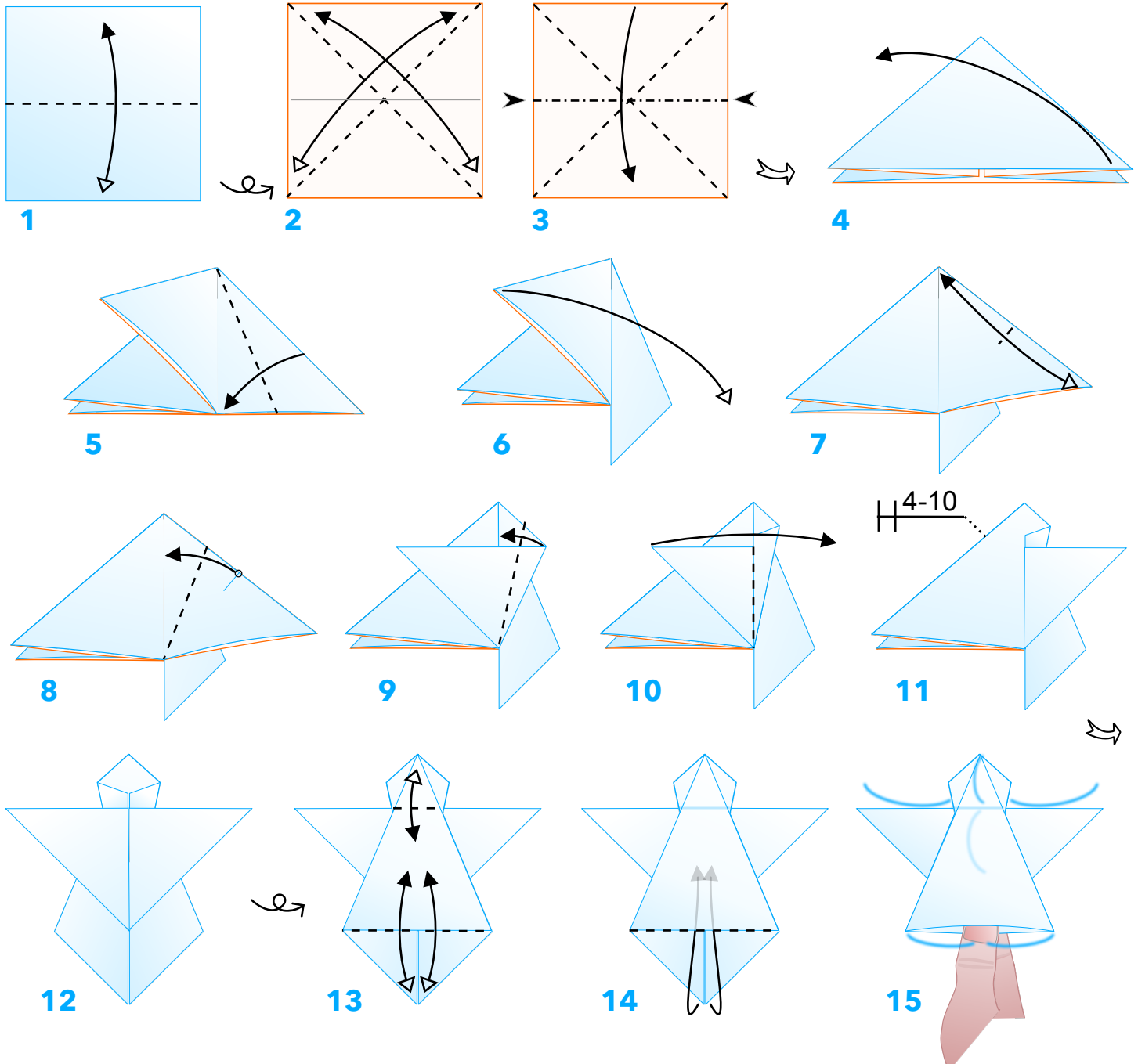
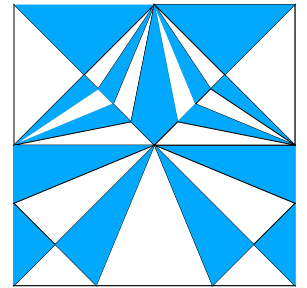


Angel (easy, 5 minutes)

Design and diagram: Hans Dybkjær.
 Copyright 2008, 2020 papirfoldning.dk
 Paper: 150 x 150 mm Model: 115 x 55 mm

Made from A4 square 210 x 210 mm,
 an LED tea-light fits inside.




Finished. When standing, the model tilts **16** slightly forwards or backwards.

Put a thread through the head to make it float in the air.

Place it high to make the angel watch over you and those you care about.

The flat-foldable crease pattern can be coloured using two colours. Try to colour and fold - what colour does the angel get?



Keep a firm grip while rounding.

Rounding the head and the back backwards will lock the wing layers, and balance the model.

Plus it looks better!

